


## eTravel登録方法

- ◆ PCもしくはスマートフォン、タブレット等で下記のeTravel登録のウェブサイトから登録：  
<https://etravel.gov.ph/signin>
- ◆ 出発72時間前を過ぎてからの入力になります。
- ◆ パスポート、Eチケットレシート（もしくはEチケット控え）、連絡先一覧をご準備ください。

### 1. アカウント作成

**Login**

Enter email address

Password 

[Forgot Password](#)

**Login**

OR

**Create an account**

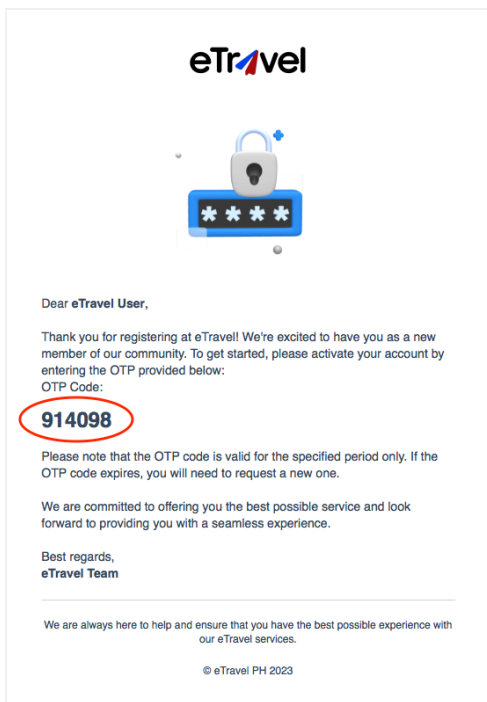
**Create an account**

Enter email address  
**eccyok@ecc.co.jp** ← ご自身のメールアドレスを入力

**Continue** ← メールアドレス入力後クリック

[Already have an account? Log in](#)

### 2. ONE TIME PASSWORD(上記に入力したメールアドレスにパスワードが届きますので入力してください。)



**Enter One-Time-Password**

Please enter the 6 digit one-time Password (OTP) that was sent to ecc\*\*\*@ecc.co.jp

OTP

**914098**

Resend email code in 4:55 seconds...

**Continue** ← 入力後クリック


[Already have an account? Log in](#)

### 3.パスワード設定：8文字以上で大文字と小文字を1文字以上入れてください。


# eTravel登録方法


## Create your password

Please enter a strong password for ecc\*\*@ecc.co.jp

Create your password 


- The password must be at least 8 characters.
- The password must contain at least one uppercase and one lowercase letter.

Password Confirmation 

Continue  入力後クリック


## 4. PERSONAL INFORMATION入力

### Personal Information

 Take a selfie or upload image 

PHILIPPINE PASSPORT HOLDER  FOREIGN PASSPORT HOLDER


First Name **NAMAE** 名前 パスポートのスペル通りに入力してください Middle Name (optional)

Last Name **MYOJI** 名字 Suffix (optional) 

Sex **FEMALE** 性別  Birth Date (MM/DD/YYYY) **01/01/2000**  生年月日(月/日/年の順)


Mobile Number **+81 80 1234 5678** 携帯電話番号

Citizenship **Japanese** 国籍 

Country of Birth **Japan** 出生国 

Passport Number **TT1234567** パスポート番号

Occupation **Worker/Laborer** 職業 

Next  入力後クリック

## 5.PERMANENT COUNTRY OF

# eTravel登録方法

## RESIDENCE(居住国情報) 入力

### Permanent Country of Residence

Country  
🇯🇵 Japan

House No./Bldg./City/State/Province  
建物番号, 番地, 市区町村, 都道府県をアルファベットで

Address Line 2 (Optional)

入力後クリック

Previous Next



### Personal Information

Travel Document Foreign Passport Holder	Email eccyok@ecc.co.jp
First Name NAMAЕ	Middle Name N/A
Last Name MYOJI	Suffix N/A
Passport Number TT1234567	Sex FEMALE
Date of Birth January 01, 2000	Country of Birth 🇯🇵 Japan
Occupation Worker/Laborer	Citizenship 🇯🇵 Japan
Mobile Number +818012345678	

### Permanent Country of Residence

Country  
🇯🇵 Japan

House No./Bldg./City/State/Province  
建物番号, 番地, 市区町村, 都道府県をアルファベットで

Address Line 2  
N/A

内容確認してクリック

Previous Submit

# eTravel登録方法

## 6. NEW TRAVEL DECLARATION入力

### Travel Registration

<input checked="" type="radio"/> FOR ME (Current User)	<input type="radio"/> FOR OTHER (Family Member)
<input checked="" type="radio"/> AIR	<input type="radio"/> SEA
<input checked="" type="radio"/> ARRIVAL Entering the Philippines	<input type="radio"/> DEPARTURE Leaving the Philippines

Special Flight

By clicking "Continue", you agree to our [Data Privacy and Affidavit of Undertaking](#)

**Continue** ← 入力後クリック

## 7. TRAVEL DETAILS 入力

### Travel Details - Philippine Arrival (via AIR)

Purpose of Travel <b>Holiday/Pleasure/Vacation</b>	×	▼
Traveller Type <b>AIRCRAFT PASSENGER</b>	×	▼
Country of Origin <b>Japan</b>	×	▼

Destination upon arrival in the Philippines

Residence  Hotel/Resort  Transit

Same as Permanent Country of Residence

Residence Address **学校住所**  
Unit703 Gagfa Tower F. Cabahug Street, Kasambagan, Cebu City 6000

### Flight Information

Date of Arrival (MM/DD/YYYY) <b>03/10/2024</b> 到着日：月/日/年の順	×	📅
Name of Airline <b>Philippine Airlines</b> 利用航空会社	×	▼
Flight Number <b>PR433</b> 便名	×	▼

Notice: Please fill in the correct flight number in your scheduled travel. Relative to the NAIA Airport Terminal reassignments of airline companies, please disregard the auto-fill detail of the airport terminal based on your declared flight number.

Airport of Arrival <b>通常は便名を入れると自動的に入力されます</b> <b>Mactan-Cebu International Airport (CEB)</b>	×	▼
--	---	---

Seat/Bed Number(optional)

## 8. HEALTH

← 入力後クリック

## DECLARATION入力

# eTravel登録方法

## Health Declaration

⚠ As of July 22, 2023, No Covid-19 test or Vaccination requirement when traveling to the Philippines.

Country(ies) worked, visited and transited in the last 30 days (optional)

Add

Have you had any history of exposure to a person who is sick or known to have communicable/infectious disease in the past 30 days prior to travel?

Yes  No

Noを選択

Have you been sick in the past 30 days?

Yes  No

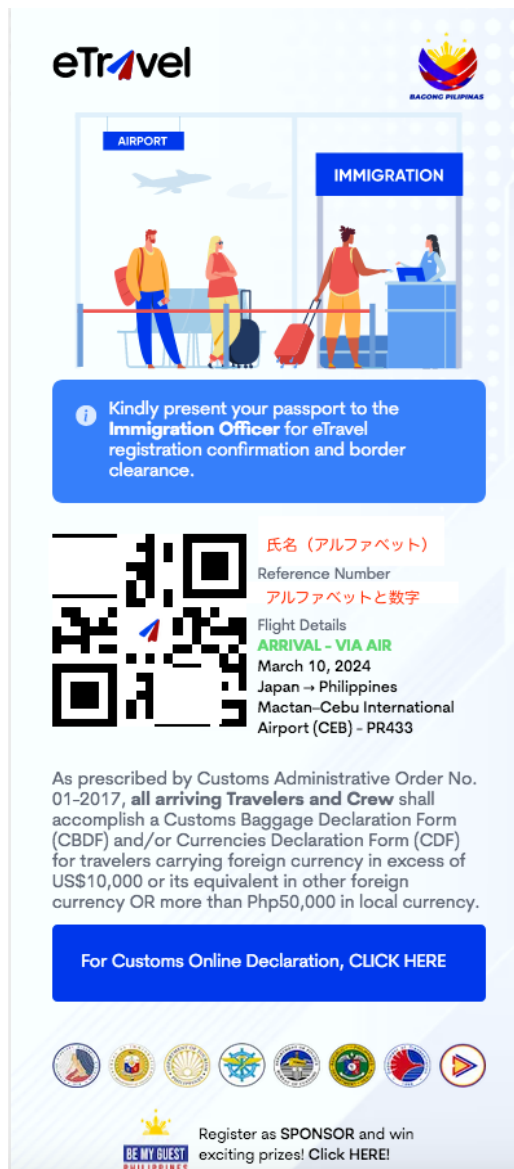
入力後クリック

Previous

Next

9. 確認画面に進み内容を確認して「SUBMIT」をクリック

10.登録QRコードをメールにて受領



The image shows a registration confirmation screen for eTravel. At the top, it features the eTravel logo and the Philippine flag with the motto 'BAGONG PILIPINAS'. Below this is an illustration of an airport terminal with 'AIRPORT' and 'IMMIGRATION' signs. A blue box contains the instruction: 'Kindly present your passport to the Immigration Officer for eTravel registration confirmation and border clearance.' A QR code is displayed on the left, with the following details on the right: '氏名 (アルファベット)' (Name in Alphabet), 'Reference Number' (Alphabet and numbers), 'Flight Details' (ARRIVAL - VIA AIR, March 10, 2024, Japan -> Philippines, Mactan-Cebu International Airport (CEB) - PR433). A paragraph of text explains the requirement for a Customs Baggage Declaration Form (CBDF) and/or Currencies Declaration Form (CDF) for travelers carrying foreign currency in excess of US\$10,000 or its equivalent in other foreign currency OR more than Php50,000 in local currency. A blue button at the bottom says 'For Customs Online Declaration, CLICK HERE'. At the very bottom, there are logos of various Philippine government agencies and a promotion: 'Register as SPONSOR and win exciting prizes! Click HERE!'.